



# PT Merdeka Copper Gold Tbk

Q2 2021 Update

August 2021



# Disclaimer

This presentation has been prepared by PT Merdeka Copper Gold Tbk (“Merdeka” or “MDKA”) and consists of written materials/slides for a presentation concerning Merdeka. By reviewing/attending this presentation, you agree to be bound by the following considerations:

No representation or warranty (express or implied) is made as to the fairness, accuracy, or completeness of the information contained in the presentation or of the views, opinions and conclusions contained in the material. To the maximum extent permitted by law, Merdeka and its related entities, and its respective Directors, officers, employees, agents and advisors disclaim any liability for any loss or damage arising from any use of this material or its contents, including any error or omission there from, or otherwise arising in connection with it.

Some statements in this presentation are forward-looking statements. Such statements include, but are not limited to, statements with regard to capacity, future production and grades, estimated revenues and reserves, targets are cost savings, the construction cost of new projects, projected capital expenditures, the timing of new projects, future cash flow and debt levels, the outlook for minerals and metals prices, the outlook for economic recovery and trends in the trading environment and may be (but are not necessarily) identified by the use of phrases such as “will”, “expect”, “anticipate”, “believe” and “envisage”.

By their nature, forward-looking statements involve risk and uncertainty because they relate to events and depend on circumstances that will occur in the future and may be outside Merdeka’s control. Actual results and developments may differ materially from those expressed or implied in such statements because of a number of factors, including levels of demand and market prices, the ability to produce and transport products profitably, the impact of foreign currency exchange rates on market prices and operating costs, operational problems, political uncertainty and economic conditions in relevant areas of the world, the actions of competitors, activities by governmental authorities such as changes in taxation or regulation.

Given these risks and uncertainties, undue reliance should not be placed on forward-looking statements which speak only as at the date of the presentation. Subject to any continuing obligations under applicable law or any relevant stock exchange listing rules, Merdeka does not undertake any obligation to publicly release any updates or revisions to any forward looking statements contained in this presentation, whether as a result of any change in Merdeka’s expectations in relation to them, or any change in events, conditions or circumstances on which any such statement is based.

Neither the provision of this document nor any information contained in this document or subsequently communicated to any person in connection with this document is, or should be taken as, constituting the giving of investment advice to any person.

This presentation is intended for a limited number of institutional investors for their exclusive use on a confidential basis. This is not an offer or invitation to invest in any securities of Merdeka. Merdeka does not undertake any obligation to update any information in this presentation. All information herein should be regarded as indicative and for illustrative purposes only and is subject to change.

## 5 Main Assets

MDKA today consists of five main assets, which are in order of importance, as follows:

- 1 Tujuh Bukit Copper/Gold Project (“TB Copper Project”)**
  - 1.9bt containing 8.8mt copper and 28 million oz gold inferred resource<sup>1</sup>
  - PFS underway. Planned for release in Q1 2022
- 2 Wetar / Morowali Acid Iron Metal (“AIM Project”)**
  - FS issued in April 2021. US\$290m capex for initial plant, generating US\$170m of annual revenue for 22 years. Compelling NPV of US\$407m at 8% discount rate with an IRR of 26%.
  - Construction started in Q3 2021 with target to commence production in Q4 2022
- 3 Pani Joint Venture (“Pani JV Gold Project”)**
  - 4.7 million oz of gold<sup>2</sup>
- 4 Tujuh Bukit Gold Production (“TB Gold mine”)**
  - Gold reserves of 702 thousand oz to support future gold productions<sup>1</sup>
  - Remediation of heap leach pad substantially completed. Q2 2021 gold production of 37,779 oz at an AISC of US\$575/oz, a significant gold production increase from Q1 2021.
- 5 Wetar Copper Production (“Wetar Copper mine”)**
  - Copper reserves of 108 thousand tonnes to support future copper productions<sup>1</sup>
  - Steady increase in copper production with Q2 2021 copper production of 5,003 tonnes at an AISC of US\$1.86/lb.

## Key Investment Highlights

- 1 Established and proven gold and copper development and production capability. Indonesia’s only gold and copper company actively developing projects in the past 5 years**
- 2 Transformational development projects underpinned by substantial resources**
- 3 Strong cash generation and ability to finance and develop projects. US\$274m raised in March 2021 followed with US\$100m gold prepayment facility in June 2021**

Note:

1. Source: Company filings. Resources and reserves information as at 31 December 2020 (<http://www.merdekakoppergold.com/en/assets/resources-and-reserves>),

2. J Resources Resource reported 31/12/2018, Mineral Resource Estimate reported 3/12/2014

# ESG & Sustainability

## ESG & Sustainability Commitment

- MDKA has established an ESG & Sustainability Committee to oversee ESG programs and implementation progress. This committee assembles on a quarterly basis, is chaired by the CEO. All Executive team members participate and lead the drive for improvements in ESG.

## Highlights from 2020 Sustainability Report

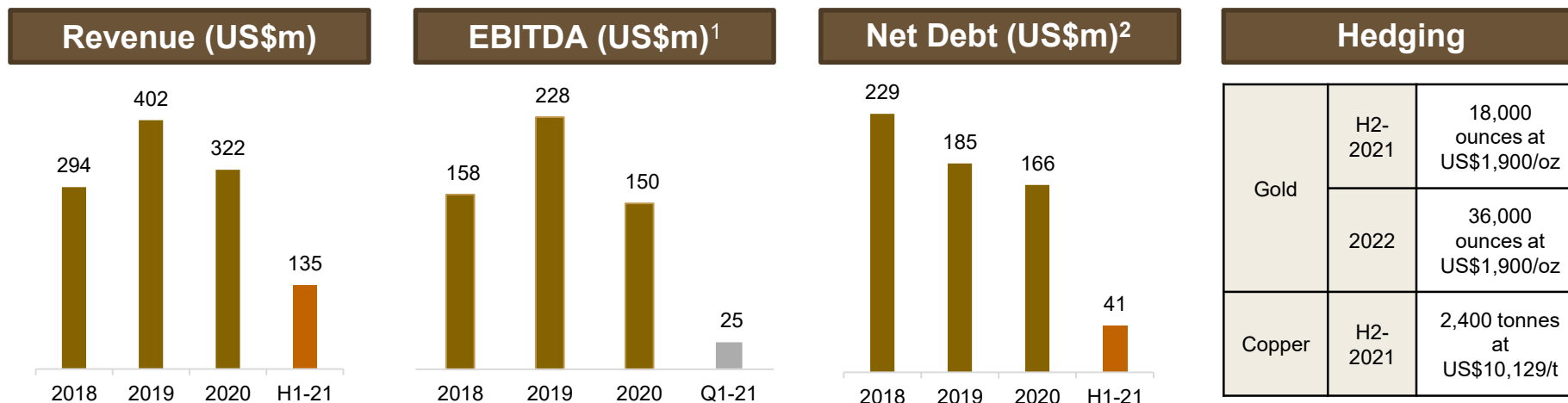
- 2020 EOY TRIFR of 0.43 which is a mining industry world class level result. Wetar operation reached 10 Million man-hours LTIF.
- Reduction in operational greenhouse gas emissions (Mt CO<sub>2</sub>-e) from 0.140 in 2019 to 0.093 in 2020.

## 2021 Initiatives

- Independent management system audits utilising ISO standards on Environment (ISO14001) and Occupational Health & Safety (ISO 45001) are scheduled for Q4 2021.
- Reviews on ESG related company policies and metrics towards aligning with common ESG standards
- Improving ESG & Sustainability public disclosures through online media.
- Sourcing independent ESG service provider to establish baseline CO<sub>2</sub>e information.
- Establishing ESG Committee



# Strong and Sound Financial Position



Debt	
1	<ul style="list-style-type: none"> <li>2020 IDR Bond<sup>3</sup> equivalent to ~US\$116m bond closed in July and September 2020                             <ul style="list-style-type: none"> <li>- 1 year: ~US\$56m at a weighted average USD 3.91%</li> <li>- US\$46m and US\$10m will mature in August 2021 and September 2021, respectively</li> <li>- 3 years: ~US\$60m at a weighted average USD 5.23%</li> </ul> </li> <li>2021 IDR Bond<sup>4</sup> equivalent to ~US\$104m closed in Mar 2021                             <ul style="list-style-type: none"> <li>- 1 year: ~US\$39m at USD 3.60%</li> <li>- 3 years: ~US\$66m at USD 5.40%</li> </ul> </li> </ul>
Merdeka Holdco	
2	<ul style="list-style-type: none"> <li>US\$100m secured bullion forward hedge and financing facility                             <ul style="list-style-type: none"> <li>- Closed June 2021</li> <li>- 18 months amortizing facility with 54,000 oz gold to be delivered from Jul 2021 to Dec 2022</li> </ul> </li> <li>US\$10m revolving credit facility (with an accordion option of up to US\$40m) – <i>all currently undrawn</i> <ul style="list-style-type: none"> <li>- Libor + 3.0%</li> <li>- Maturity can be extended up to 3 years from drawdown</li> </ul> </li> </ul>
TB Opco (PT BSI)	



## Comments

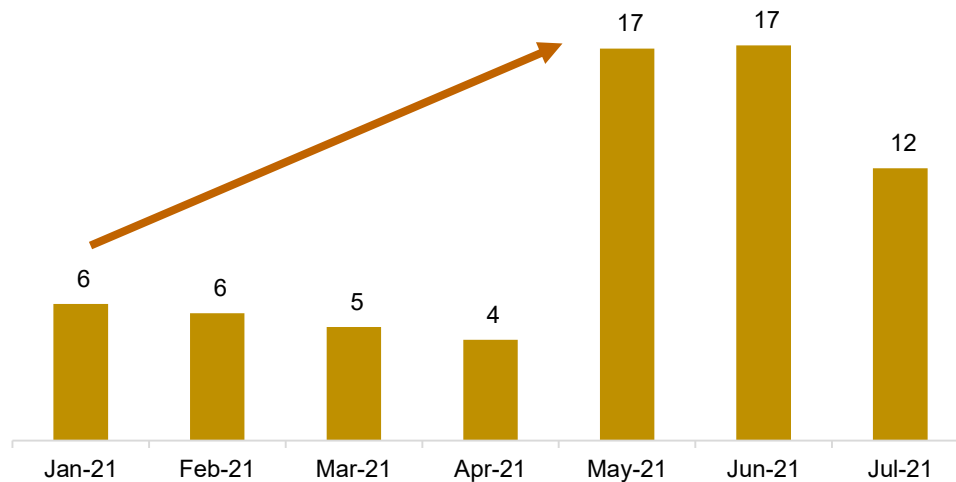
- Total cash was US\$278m as at 30 June 2021, in addition to this MDKA has US\$35m of undrawn debt facilities
- Analyst coverage from Argonaut, Bahana, BNI, Ciptadana, Citi, CLSA, Credit Suisse, Indopremier, Macquarie, Mandiri, Panin, RHB, Sucor, Trimegah
- On 5 March 2021, MDKA successfully issued 1 billion new shares at Rp2,420 via a non-pre-emptive rights issuance. The offer was significantly over subscribed and MDKA raised a total of Rp2.4T (equivalent to US\$170m)

### Note:

- Financial results for Q2 2021 not released
- Net debt using bank loan + HoldCo bonds – cash
- 4: Refer to notes in Appendix: MDKA IDR Bonds

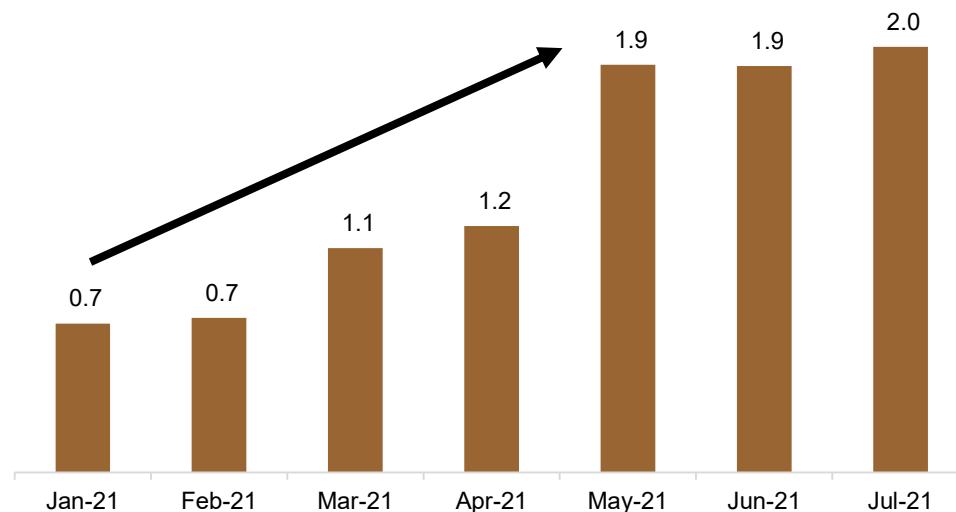
# Improvement in Production

## TB Gold Mine Actual Monthly Production (thousand ounces)



- The gold production during the first four months of the year resulted from the temporary irrigation of the undamaged portion of pad B, which started on 31 December 2020
- Fresh ore stacking on the new liner on pad A commenced in April 2021
- Reinstatement of the heap leach pad has been progressing ahead of schedule, with full construction expected to be completed by end of Q2 2021 and normal operations to resume by Q3 2021

## Wetar Copper Mine Actual Monthly Production (thousand tonnes)



- After mining operations commenced at Partolang Pit in October 2020, copper production has steadily increased in line with expectations
- The copper production at Wetar is continuing to improve in Q2 2021 with more than 1,900 tonnes produced in the month of May and June
- During May 2021 a new agglomerator was commissioned for Wetar's largest crusher. This has been an important milestone to improving the reliability of future copper production at Wetar.



# Tujuh Bukit Gold Mine

## Production Information

Mining Method	Conventional open pit
Metals	Gold and silver
Mineralisation Type	High sulphidation epithermal
Process Method	Oxide heap leach
Recovery	Gold 79% and silver 13%
Oxide Mineral Reserves <sup>1</sup>	0.7 Moz Au contained; 29 Moz Ag contained
Oxide Mineral Resources <sup>1</sup>	2.0 Moz Au contained; 78 Moz Ag contained
Workforce	2,466 employees and contractors

## Operational & Financial Performance

	Unit	2019 Actual	2020 Actual	H1 2021 Actual
<b>Open Pit Mining</b>				
Ore Mined	M Tonnes	7.4	6.7	2.3
Waste Mined	M Tonnes	8.4	5.7	1.1
<b>Heap Leach Production</b>				
Ore Crushed and Stacked	M Tonnes	7.4	5.8	2.3
Recovered Metal	Au oz	223,042	157,175	54,364
<b>Financials</b>				
Cash Costs	US\$/oz	409	398	524
All-in Sustaining Costs	US\$/oz	620	669	796
Sales	US\$m	312	317	85
Operating EBITDA	US\$m	201	176	NR <sup>2</sup>

## Open Pit Mining



## Heap Leach and ADR Plant



## 2021 Operating Outlook

Guidance for 2021 is expected to be in the range of 100,000 to 120,000 ounces of gold produced at an AISC of \$825 to \$900/oz net of silver credits

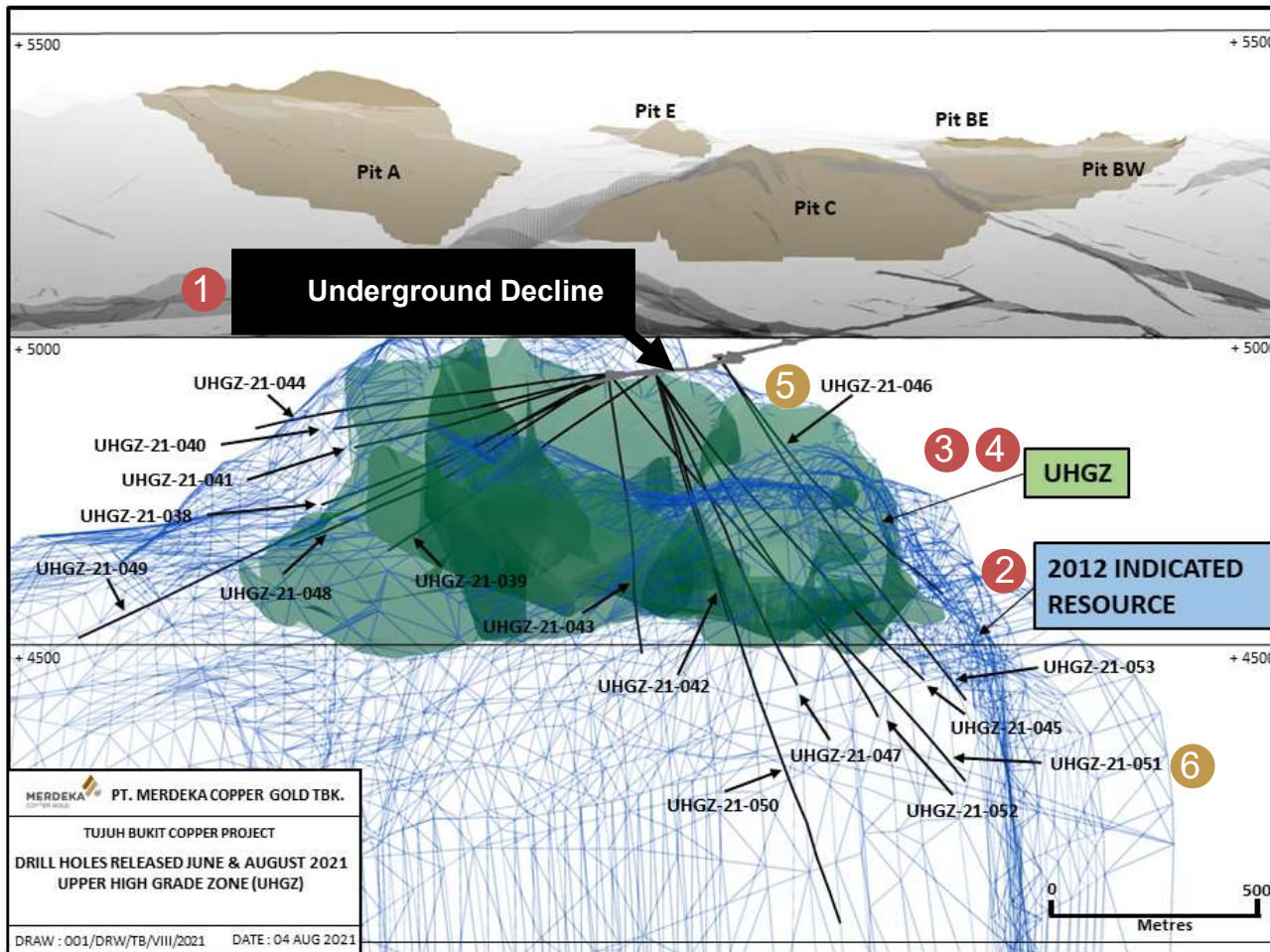
<sup>1</sup> Source: Company filings. Resources and reserves information as at 31 December 2020 (<http://www.merdekaoppergold.com/en/assets/resources-and-reserves>)

<sup>2</sup> Financial results for Q2 2021 not released

# TB Copper Project

## Leading Underground Copper/Gold Deposit

### Perspective View: Upper High Grade Zone (“UHGZ”)



- 1 Underground Decline**  
1,890-meter long exploration decline  
Successfully completed in June 2020
- 2 2012 Inferred Resource (1)**  
1,900 Mt @ 0.45% Cu & 0.45 g/t Au  
~ Contains approx. 8.8 Mt Cu & 28 Moz Au
- 3 UHGZ (2)**  
Underground Exploration Target: 250-300 Mt @  
0.7-0.9% Cu & 0.7-0.9 g/t Au
- 4 Plan for 2021**  
Expect to drill 40,000 – 45,000 metres during 2021 to  
confirm the exploration target in the UHGZ
- 5 Drill Hole UHGZ-21-046 (released June 2021)**  
636 metres @ 0.8% Cu and 1.0 g/t Au from 0 metres  
(including 406 metres @ 1.0% Cu and 1.4 g/t Au from  
10 metres)
- 6 Drill Hole UHGZ-21-051 (released August 2021)**  
446 metres @ 0.8 % Cu and 1.6 g/t Au from 254  
metres (including 236 metres @ 1.0% Cu and 2.0 g/t  
Au from 340 metres)

1. As disclosed in the 31 December 2020 Resources and Reserves Report  
2. Annual Report for 31 December 2020



# Wetar Copper Mine

## Production Information

Mining Method	Conventional open pit
Metals	Copper
Mineralisation Type	Volcanogenic massive sulphide (“VMS”)
Process Method	Sulphide heap leach
Plant Capacity - Crushing & Stacking - SX / EW	2.5 mt 25,000 tpa
Copper Mineral Reserves <sup>1</sup>	108 kt Cu contained
Copper Mineral Resources <sup>1</sup>	163 kt Cu contained
Workforce	967 employees and contractors

## Operational & Financial Performance

	Unit	2019 Actual	2020 Actual	H1 2021 Actual
<b>Open Pit Mining</b>				
Ore Mined	M Tonnes	2.3	0.5	1.0
Waste Mined	M Tonnes	3.8	2.4	4.7
<b>Heap Leach Production</b>				
Ore Crushed and Stacked	M Tonnes	1.9	0.4	0.9
Recovered Metal	Cu t	16,777	5,377	7,492
<b>Financials</b>				
Cash Costs	US\$/ lb	1.29	3.41	1.59
All-in Sustaining Costs	US\$/ lb	1.86	4.62	2.13
Sales	US\$m	101	32	50
Operating EBITDA	US\$m	41	(12)	NR <sup>2</sup>

## Open Pit Mining



## Process Plant



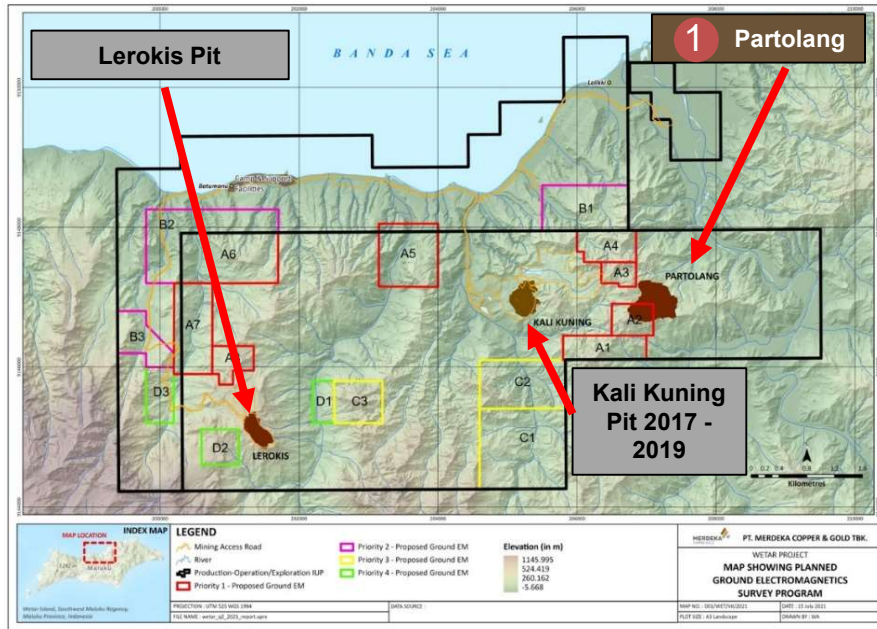
## 2021 Operating Outlook

Guidance for 2021 is expected to be in the range of 15,500 to 18,500 tonnes of copper at an AISC of \$1.90/lb to \$2.40/lb

<sup>1</sup> Source: Company filings. Resources and reserves information as at 31 December 2020 (<http://www.merdekacoppergold.com/en/assets/resources-and-reserves>)

<sup>2</sup> Financial results for Q2 2021 not released

# Wetar: Significant Potential to Extend Mine Life



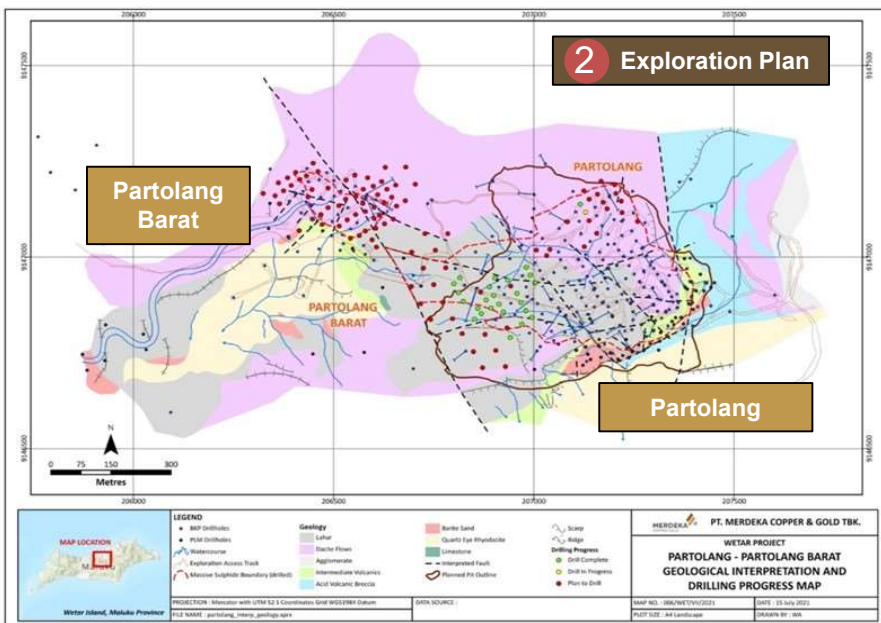
A geophysical survey of Wetar was completed during 2019 with approximately 20 targets identified within the mining lease. These types of deposits generally appear in clusters, which has resulted in the continued discovery of resources over time

## 1 Partolang Resource

- A significant new resource has been defined at Partolang with 12 Mt of ore @ 1.12% Cu for 136,000 tonnes of contained copper
- This put Wetar's total resource at 13 Mt @ 1.24% Cu for 163,000 tonnes of contained copper

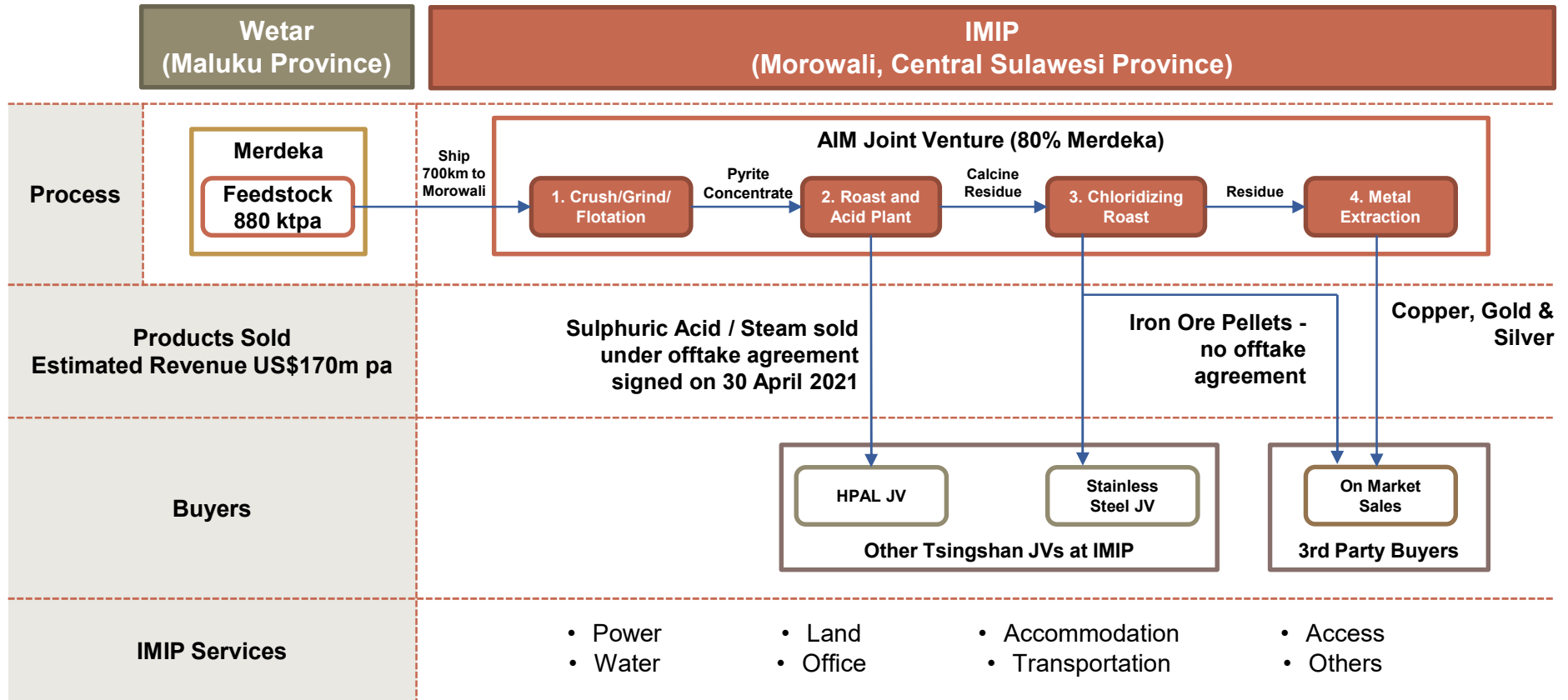
## 2 Exploration Plan in 2021

- Exploration aimed at finding additional copper resources near Partolang is planned during the remainder of 2021, including further drilling and geological mapping at the Partolang Barat (previously known as 'Barumanu') prospect
- Exploration during Q2-21 focused on resource definition RC drilling at Partolang. The objective is to convert inferred resources to indicated to support an upgrade of ore reserves, as well as extending the known Partolang resources to the northwest.
- Following on from this drilling, the program will continue, stepping out into the "bridge" zone to the immediate west of Partolang, before moving into Partolang Barat. The aim of this drilling campaign is to:
  - ✓ Drill out the Partolang Barat deposit so that a maiden Resource can be calculated; and
  - ✓ Define any mineralisation in the "bridge" zone between the Partolang and Partolang Barat deposits to assist in long term mining infrastructure planning in this area



# AIM Project Processing Overview

Initial plant to produce 1 mtpa of sulphuric acid but expected to increase and demand could be 5 mtpa between IMIP and other sites. An expansion of acid production from 1 mtpa to 1.2 mtpa per annum is under investigation.



## Comments

- Significant value in spent ore at Wetar (Cu, pyrite (FeS<sub>2</sub>), Au and Ag)
- Opportunity to optimise long term production profile across Wetar and AIM Project. Only some of the Cu recovered at Wetar and remaining copper and other products recovered with AIM Project
- Pyrite concentration, acid production and iron pellet production are all very conventional processes. MDKA has undertaken several site visits as a part of the feasibility work
- Acid and Steam Supply Agreement signed on 30 April 2021. Long term contract (take or pay basis) to a customer currently constructing a HPAL plant at IMIP. The agreement for ore supply from Wetar to AIM Project was signed in May 2021



# AIM Project Economics

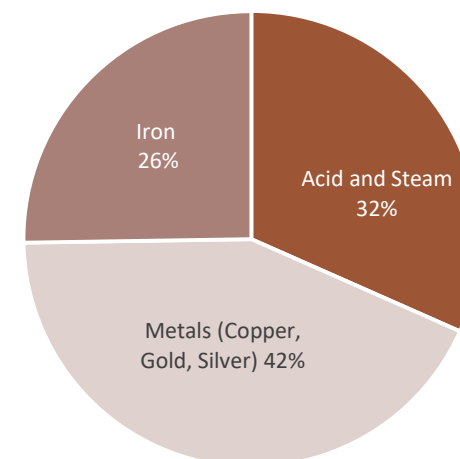
## AIM Project Economics (First Plant)

Project Statistics	Unit	Value
Project Life	Years	22
Average Annual Project Revenue	US\$m	170
Average Annual Operating Costs	US\$m	92
<b>Financial Results</b>		
NPV @ 8%	US\$m	407
IRR	%	26%
Payback from First Production	Years	3.33
<b>Pre-Production Funding Requirements<sup>1</sup></b>		
Concentrator	US\$m	24
Refinery	US\$m	239
<b>Sub-Total</b>	<b>US\$m</b>	<b>263</b>
Contingency	US\$m	26
<b>Total</b>	<b>US\$m</b>	<b>290</b>

## Comments

- Current resources and heap leach inventory support a project life of 22 years. This is expected to be extended over time
- With capex of US\$290m including contingency, the AIM Project delivers a compelling IRR of 26% generating NPV of US\$407m at an 8% discount rate
- The JV has identified cost saving initiatives that could potentially lower the expected capital cost to the bottom of pre-indicated range and further improve the project's returns

## Project Revenue<sup>1</sup>



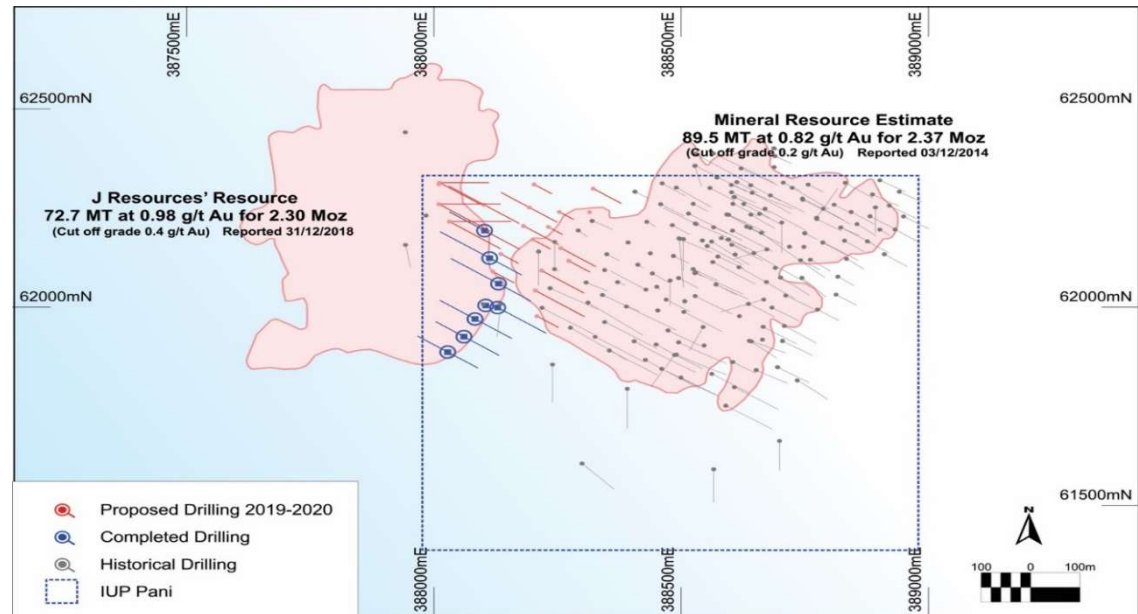


# Pani JV Gold Project

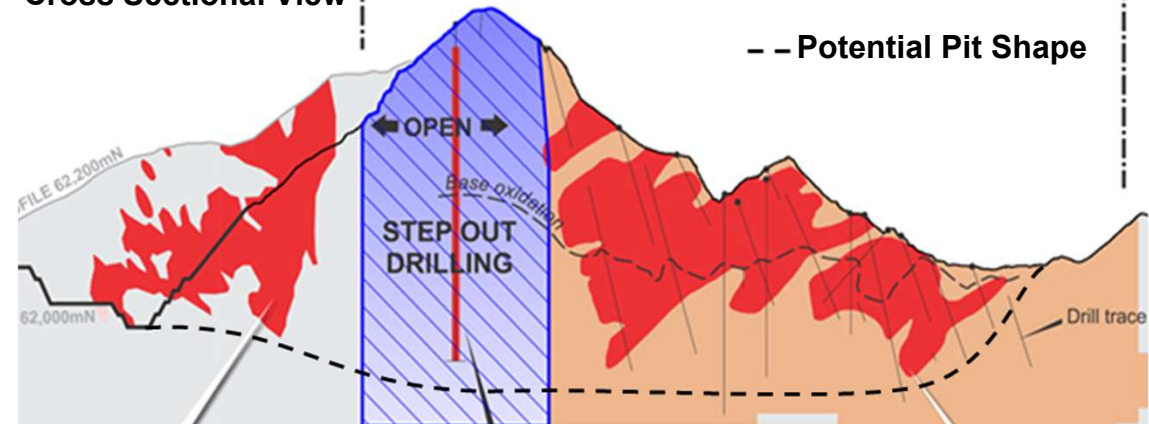
## Comments

- JV with J Resources to develop a combined project. Pending regulatory and J Resources' lenders' approvals – Merdeka's economic share is 40% and Merdeka controls the JV
- Expect greater resources to reserve conversion and better economics from combined project
- Outcrops, thick, low strip implying low cost mining
- Initial metallurgical testing shows high recoveries from CIL, heap leach and gravity
- Merdeka's subsidiary, PT Pani Bersama Tambang ("PBT"), has instituted an arbitration claim against a subsidiary of J Resources to enforce PBT's rights under the CSPA. Included within PBT's claims are a request for damages in the range of US\$500m to US\$600m or specific performance in the form of an order to complete the transaction. On 1 February 2021, J Resources submitted its Response to the Notice of Arbitration indicating its intention to oppose the claim. Neither party has terminated the CSPA.
- This case does not have a negative or detrimental impact on PBT and does not affect the business continuity and operations of MDKA. Joint development of the Pani Project generates maximum value for all participants and MDKA continues to pursue this outcome.

## Overhead & Cross Sectional Illustration of Planned Step-Out Drilling Between PANI COW & PANI IUP



## Cross Sectional View

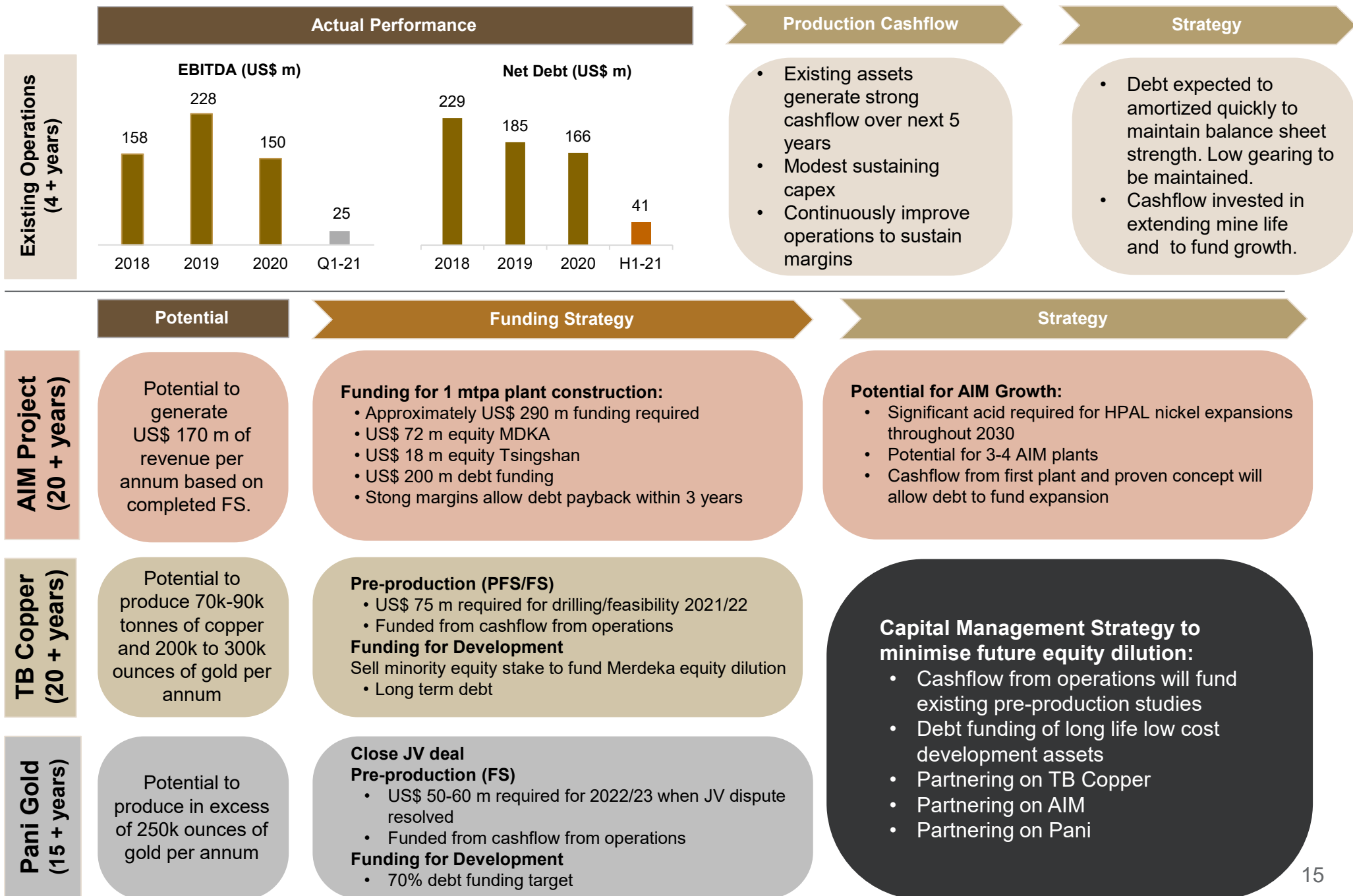


### Note:

1. Two holes drilled by Utah International in 1982 between the two resources, assayed 406m @ 0.5g/t (GPD-04) and 154m @ 0.57g/t (GPD-05)
2. Pani IUP Resource estimate from SRK Report dated December 2014 based on 137 Diamond Drill holes, 26,000m drilling and using cut off grade of 0.2g/t Au



# Growth and Capital Management



# Appendix

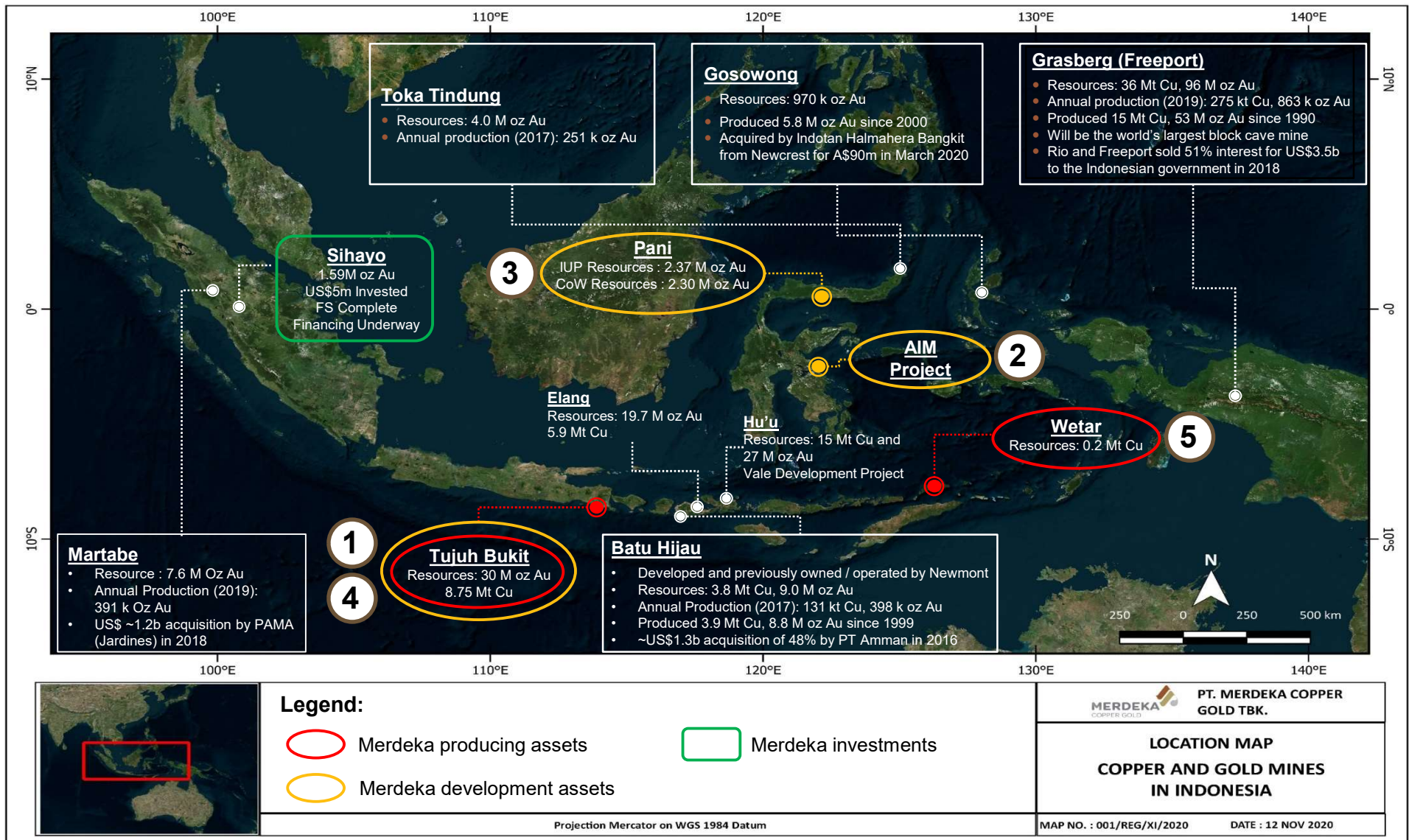
---

**MERDEKA**  
COPPER GOLD



# Indonesia - Right Geological Address

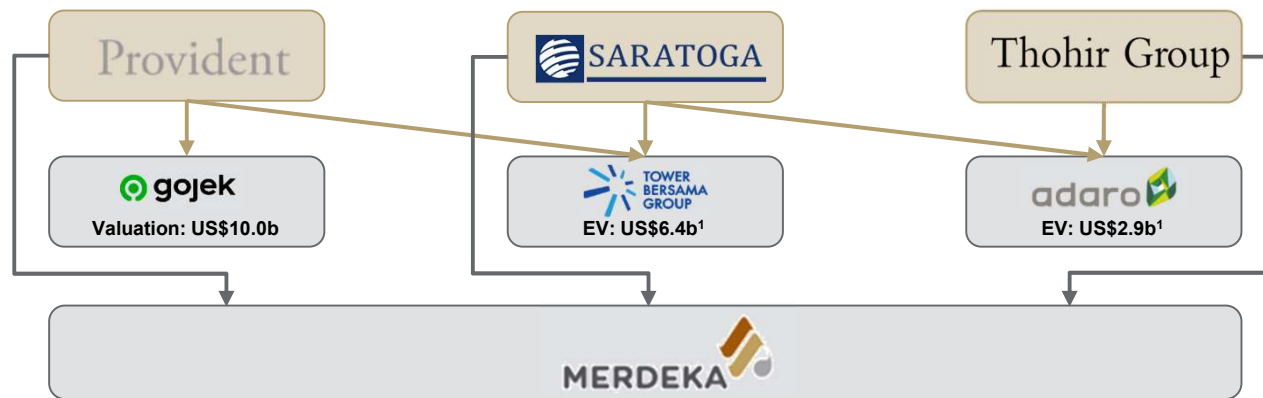
Indonesia continues to be a significant player in the global mining industry, with significant production of coal, copper, gold, tin and nickel, including leading gold and copper assets such as Grasberg, Tujuh Bukit, Batu Hijau and Martabe





# Strong and Reliable Indonesian Shareholders

## Existing Shareholding Structure



1	<b>Track Record in Growing and Financing Indonesian Corporates</b>	The shareholders collectively have rich experience in leading and growing businesses in Indonesia, ranging from dynamic tech platforms (Gojek) to well established corporates (i.e. Tower Bersama and Adaro). As a result, the shareholders have established strong relationships with key external stakeholders and have gathered valuable experience leading companies to growth within the country
2	<b>Strong Governmental, Regulatory and Local Ties</b>	The shareholders have decades of experience in obtaining permits across Indonesia for their various operating companies including Adaro (portfolio of coal mines) and Tower Bersama (tower development in all 34 provinces), demonstrating their ability to resolve community issues and work with national and local governments to develop projects across multiple industries
3	<b>Excellent Corporate Governance and Investor Relations</b>	Reputation for maintaining excellent corporate governance and reporting standards (in the case of Merdeka, voluntary adoption of ASX reporting requirements for reserves and resources, as well as quarterly reporting) has attracted quality investors globally in both debt and equity capital markets, achieving overall lower cost of funds and strong support
4	<b>Low Risk of Divestment under Indonesia Mining Law</b>	The Indonesian Mining Law requires foreign shareholders to gradually divest portions of their shareholdings by making initial offers to the central Government of the Republic of Indonesia, regional or municipal governments. With the major shareholders being 100% Indonesian-incorporated or by citizenship, it minimizes the risk of divestment requirements

Note:

1. Market cap as at 30 June 2021; net debt as at 31 March 2021

# Management with Significant Industry Experience



The management team comprises a group of individuals with rich experience within the industry and within their individual business functions

	Experience
<b>Simon Milroy</b>	<ul style="list-style-type: none"> <li>• More than 30 years of experience in mining sector including exploration, feasibility studies, permitting, financing, construction, operations and closure</li> <li>• Previously the GM Corporate Development and Exploration in PanAust</li> </ul>
<b>David Fowler</b>	<ul style="list-style-type: none"> <li>• Accountant with more than 25 years of experience in mining sector</li> <li>• Held CEO / CFO positions for listed mining companies in Australia, South America and Indonesia</li> </ul>
<b>Doug Jones</b>	<ul style="list-style-type: none"> <li>• More than 35 years of experience in mining sector</li> <li>• Held a variety of leading operations and mining consulting roles in the United States, Canada and Indonesia including extensive experience of copper and gold mining operational with surface mining, underground mining, mill operations and heap leach operations.</li> <li>• Previously Chief Operations Officer in Rye Patch Gold</li> </ul>
<b>Gerick Mouton</b>	<ul style="list-style-type: none"> <li>• More than 20 years experience in strategic mine development, implementation and execution of multifaceted capital-intensive mining projects on the African continent</li> <li>• Previously Senior Vice President in Ivanhoe Mines Ltd</li> </ul>
<b>Zach Casley</b>	<ul style="list-style-type: none"> <li>• More than 25 years of experience gained from a variety of roles in operational mines, consulting, mining finance and corporate management including roles at Macquarie and Newcrest Mining</li> <li>• Zach is a Fellow of the Australian Institute of Mining and Metallurgy and a Member of the Australian Institute of Geoscientists</li> </ul>
<b>Peter Scanlon</b>	<ul style="list-style-type: none"> <li>• More than 20 years of experience with Thiess</li> <li>• Previously the Head of Construction at Thiess Indonesia</li> </ul>
<b>Devin Ridwan</b>	<ul style="list-style-type: none"> <li>• More than 10 years experience as Director/CFO at PT Provident Agro Tbk</li> <li>• CFA charter holder with more than 20 years of relevant professional experience</li> </ul>
<b>Boyke Abidin</b>	<ul style="list-style-type: none"> <li>• More than 30 years experience in mining sector including government affairs, community affairs, asset protection and corporate communication</li> </ul>
<b>Albert Saputro</b>	<ul style="list-style-type: none"> <li>• More than 10 years of experience as equity analyst in natural resources</li> <li>• More than 15 years of relevant professional experience</li> </ul>
<b>Gavin Caudle</b>	<ul style="list-style-type: none"> <li>• Founding shareholder of Provident Capital</li> <li>• Former Partner at Arthur Andersen and Head of M&amp;A / Private Equity at Citigroup / Salomon Brothers for Indonesia</li> </ul>

# MDKA IDR Bonds

---

1. 1<sup>st</sup> Tranche of 2020 IDR Bond amounting to Rp1.4T closed in July 2020 swapped to ~US\$96m:
  - 1 year : Rp674b at IDR 8.9%, swapped to ~US\$46m at USD 3.83% (will mature in August 2021)
  - 3 years : Rp726b at IDR 10.5%, swapped to ~US\$50m at USD 5.10%
  
2. 2<sup>nd</sup> Tranche of 2020 IDR Bond amounting to Rp300b closed in September 2020 swapped to ~US\$20m:
  - 1 year : Rp149b at IDR 8.25% swapped to ~US\$10m at USD 4.30% (will mature in September 2021)
  - 3 years : Rp151b at IDR 10.25% swapped to ~US\$10m at USD 5.90%
  
3. 2021 IDR Bond amounting to Rp1.5T closed in March 2021 swapped to ~US\$104m:
  - 1 year : Rp560b at IDR 7.50% swapped to ~US\$39m at USD 3.60%
  - 3 years : Rp940b at IDR 9.85% swapped to ~US\$66m at USD 5.40%



# Share Price and Liquidity

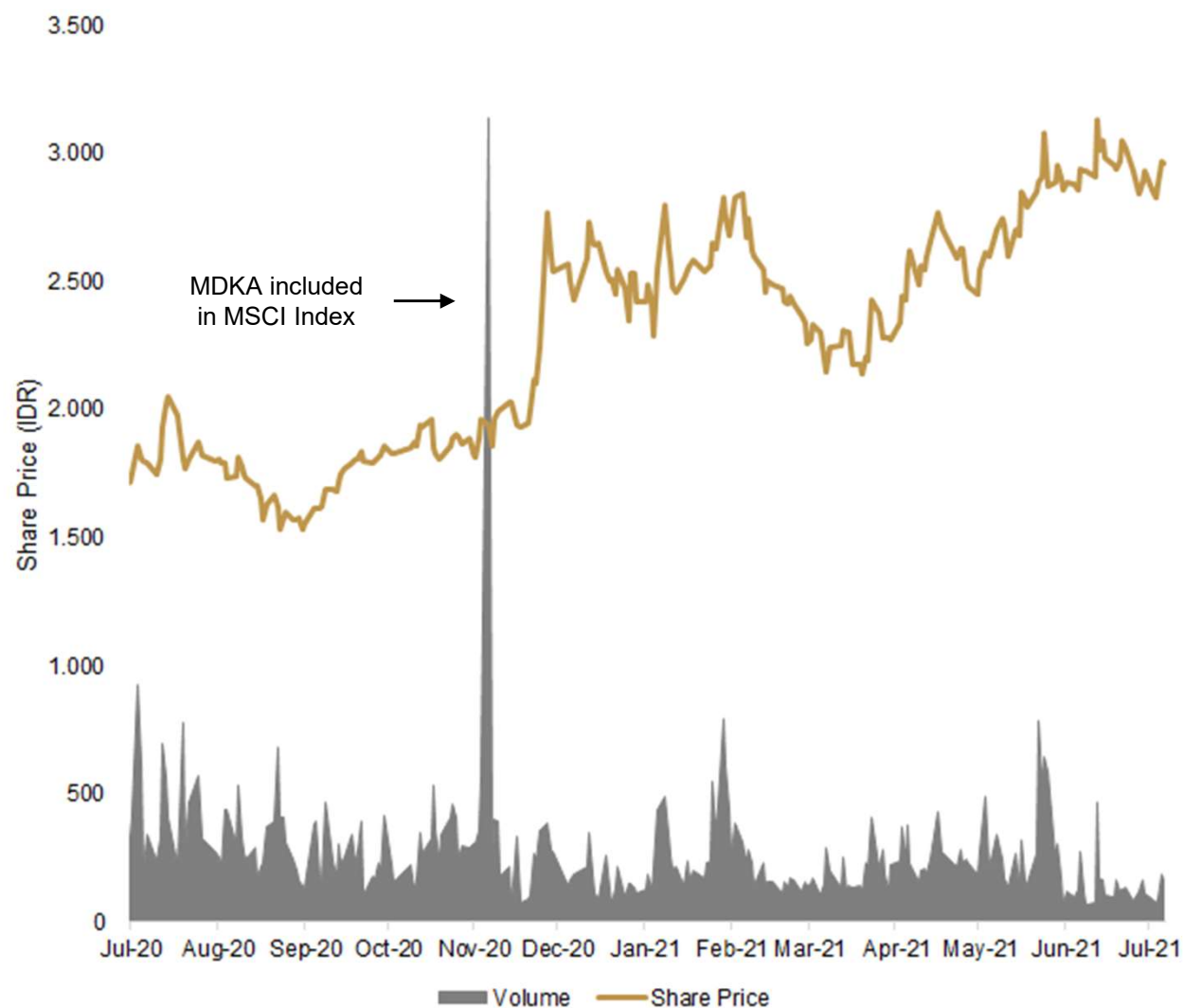
## Current Capitalization

Share Price (IDR) <sup>1</sup>	2,960
Shares Outstanding (m)	22,905
Market Cap (IDR)	IDR67.80t
<b>Market Cap<sup>1</sup></b>	<b>~US\$4.68b</b>
Net Debt <sup>2</sup>	US\$41m
<b>Enterprise Value</b>	<b>~US\$4.72b</b>

## Trading Volume

	Average Daily Trading Volume (US\$m)
<b>1 month</b>	9.71
<b>6 months</b>	14.36
<b>12 months</b>	14.40

## 12 Month Share Price Performance



Note:

1. Share price information as at 31 July 2021 using currency rate of IDR 14,491/US\$
2. Using cash balance, bank debt and IDR bond number as of 30 June 2021

# TB Copper Project

## Latest Drill Results

### UHGZ New Drill Holes and Results

#### Selected June and August 2021 Drill Results

Hole ID	End of Hole Depth (metres)	From (metres)	To (metres)	Interval (metres)	Cu %	Au g/t	
UHGZ-21-042	449.5	44	194	150	0.8	0.7	
	including	94	186	92	1.1	1.0	
	including	286	449.5	163.5	0.8	1.2	
UHGZ-21-043	including	288	416	128	0.9	1.3	
		364	633.8	269.8	1.2	0.8	
UHGZ-21-044	including	484	600	116	1.8	1.2	
		565.2	244	420	176	0.8	0.8
UHGZ-21-045	including	258	362	104	1.1	1.2	
		612	14	530	516	0.9	0.9
UHGZ-21-046	including	74	492	418	1.1	1.0	
		636.1	0	636.1	636.1	0.8	1.0
UHGZ-21-047	including	10	416	406	1.0	1.4	
		608.7	80	188	108	1.3	1.5
		292	608.7	316.7	0.7	1.0	
UHGZ-21-051	including	442	580	138	0.9	1.4	
		820.1	254	700	446	0.8	1.6
UHGZ-21-053	Including	340	576	236	1.0	2.0	
		731.4	0	380	380	1.0	1.4
		2	356	354	1.0	1.5	

### Comments

- The most recent holes of the current infill drilling program have all returned intercepts in line with, or exceeding expectations
- Further 22,800 meters of underground drilling scheduled for the rest of 2021 to confirm the exploration target in the UHGZ of 250m to 300m tonnes
- Latest MDKA drilling results:
  - ✓ <https://www.merdekacoppergold.com/en/download/june-2021-tujuh-bukit-copper-drill-results-released-2/>
  - ✓ <https://www.merdekacoppergold.com/en/download/august-2021-tujuh-bukit-copper-drill-results-released-2/>

# TB Copper Project

Four of World's Best Copper and Gold Drill Results over the Last Two Years



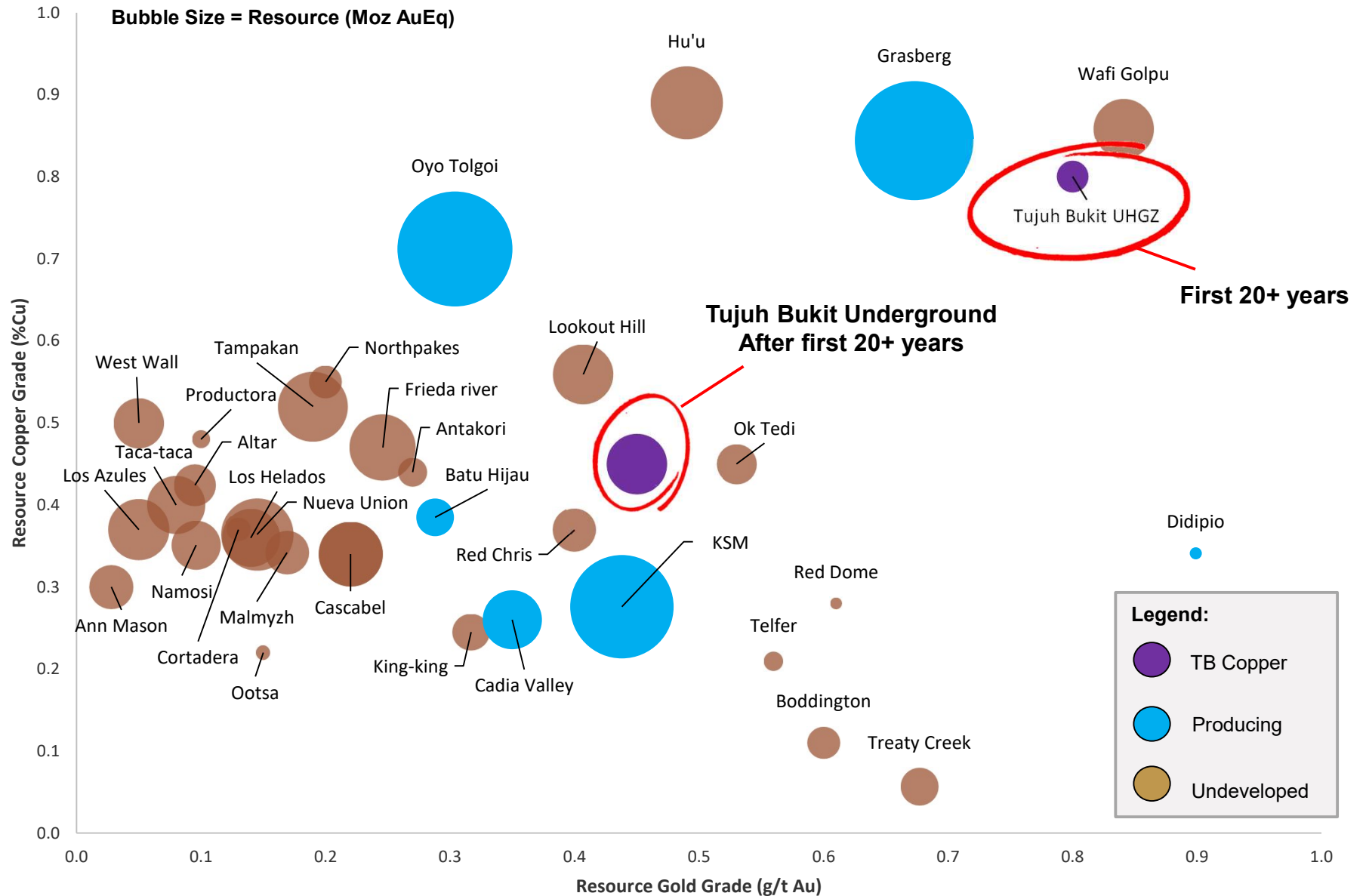
No	Project Name	Company Name	Hole ID	From (m)	To (m)	Interval (m)	Cu (%)	Au (g/t)
1	Tujuh Bukit	PT Merdeka Copper Gold Tbk	UHGZ-21-046	0	636	636	0.8	1.0
2	Tujuh Bukit	PT Merdeka Copper Gold Tbk	UHGZ-21-045	14	530	516	0.9	0.9
3	Tujuh Bukit	PT Merdeka Copper Gold Tbk	UHGZ-21-051	254	700	446	1.0	2.0
4	Red Chris	Imperial Metals Corporation	RC634	650	1,044	394	0.9	1.6
5	Tujuh Bukit	PT Merdeka Copper Gold Tbk	UHGZ-21-053	0	380	380	1.0	1.4
6	Red Chris	Newcrest Mining Limited	RC700	738	1,104	366	0.9	1.1
7	Oak Dam	BHP Group	AD30W1	1,190	1,502	312	2.1	0.6
8	AntaKori	Regulus Resources Inc.	AK-19-031	261	552	291	1.1	1.7
9	Red Chris	Newcrest Mining Limited	RC611	684	950	266	1.7	3.5
10	Red Chris	Newcrest Mining Limited	RC623	598	830	232	1.5	2.6
11	Red Chris	Imperial Metals Corporation	RC634	802	1,004	202	1.3	2.7

Source: S&P Market Intelligence, Company Data

S&P criteria include >200 m interval, primarily copper and/or gold interval and reported after 30 June 2019. Results are ordered based on interval of drill meters. MDKA has not verified the individual exploration results from other companies as shown in the table above.



# TB Copper Project Leading Mineral Resource

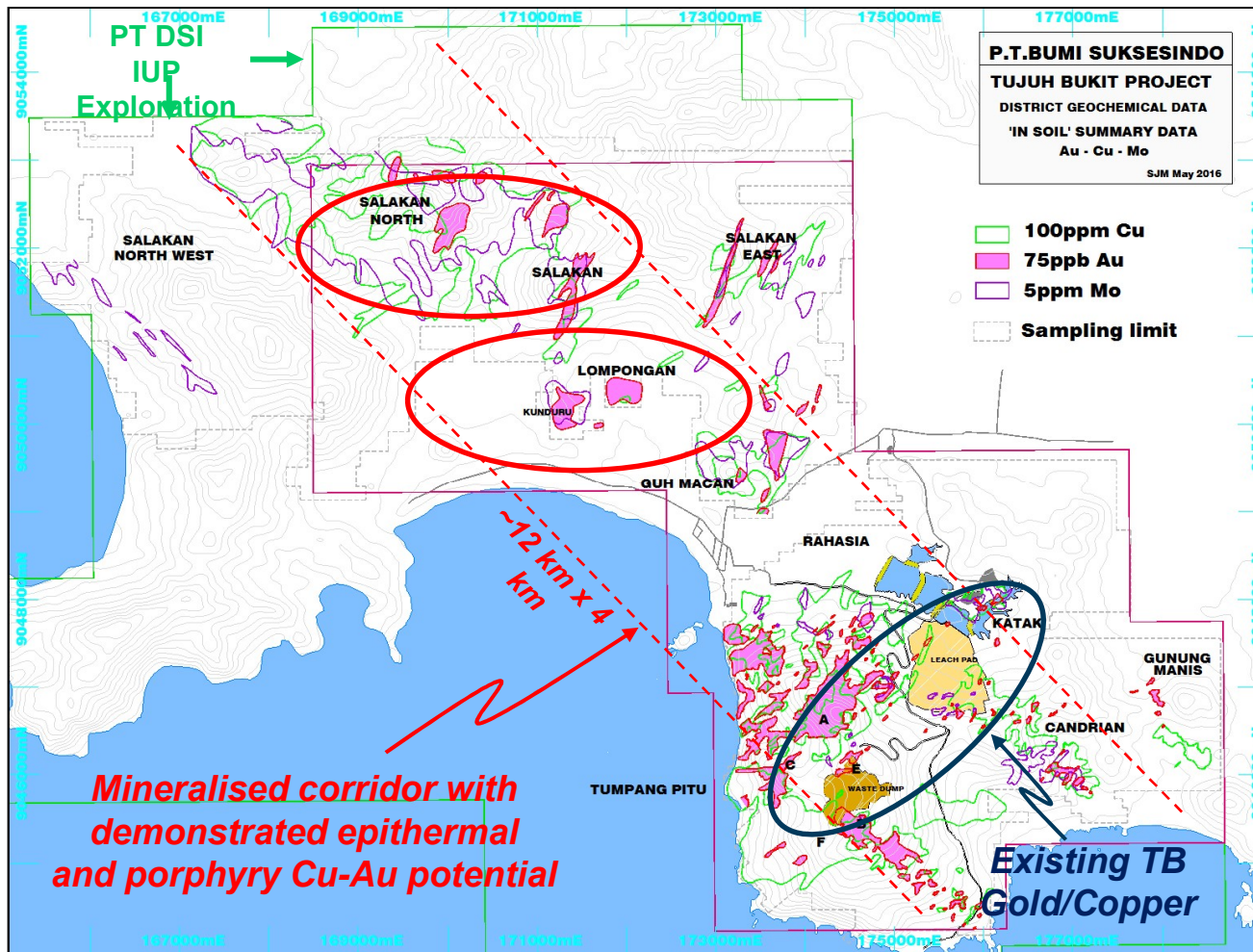


Source: S&P Market Intelligence, industry and company data  
MDKA has not verified the individual resources from other companies as shown in the chart above.

# TB Near Mine Exploration

## Open Pit Targets Could De-Risk Copper Project Ramp Up

### Open Pit Mineralisation Targets



### Comments

#### Salakan Porphyry Prospect

- Historical drilling including SDN-12-01: 604m @ 0.22% Cu
- Exploration to re-commence in 2021

#### Lompongan Porphyry Prospect

- Cu-Au-Mo soil anomaly defined over 400m x 400m
- Stockwork mineralisation in rock samples assaying >1% Cu and >1g/t Au
- Exploration to re-commence in 2021

#### Katak Porphyry Prospect

- Historical drilling
  - WB-15-11: 94m @ 0.35% Cu & 0.67 g/t Au
  - KTD-18-06: 76m @ 0.35% Cu & 0.96 g/t Au



# AIM Project: Location

- Feedstock is shipped from Wetar Island to processing facilities at IMIP in Sulawesi
- Approximately  $\pm 700$  kms of sea transport, with a sailing time of  $\sim 5$  days





# Indonesian Morowali Industrial Park (IMIP)

## Substantial Facility

### Location and Size



### Comments

- Tsingshan owns 66.25% of IMIP
- Development started in 2013. Tsingshan's stated objective at the time was to create the world's largest fully integrated stainless steel facility
- This has now been achieved, with the site housing a number of separate nickel / stainless steel joint venture operations
- Total investment to date > US\$6 billion
- IMIP currently comprises:
  - 3.0 mtpa stainless steel capacity
  - 0.5 mtpa carbon steel capacity (currently expanding to 3.5 mtpa)
  - 0.6 mtpa high carbon ferrochrome
  - 1.95 mtpa NPI capacity
  - 2.0GW coal-fired power plant (currently expanding to 2.9GW)
  - Lime, coke and acid plants
  - Airport with 2,000 m long runway
  - Port facilities
  - 5-star hotel
- 3,000 ha site in Bahodopi District, Morowali Regency, Central Sulawesi Province

# COVID-19 Business Continuity Plan & Measures

- MDKA has developed and is operating under a COVID-19 business continuity plan. It continues to operate its mines at Tujuh Bukit and Wetar and is continuing with ongoing expansion and development projects with some restrictions from preventative and precautionary COVID-19 measures. This is to ensure the safety and wellbeing of MDKA's workforce, communities and all stakeholders.
- MDKA continue to mitigate COVID-19 risks through COVID-19 Prevention programs in 3 areas:
  - i. Quarantine & Testing measures
  - ii. Ten Mandatory Rules for transmission prevention
  - iii. Case response and recovery plans
  - iv. Employee education programs
- MDKA has contributed COVID-19 education and financial assistance to the local communities and the local and national authorities in which it operates. In 2020, IDR 9.1 billion is being contributed for COVID-19 related assistance.



Ventilator Donation



Covid-19 Education Post



Covid-19 Education

# Safety at Work

**MDKA places strong emphasis to ensure the safety and wellbeing of MDKA's workforce, communities and all stakeholders.**

## 2020 Highlights

- Strong safety performance result with a 2020 EOY total recordable injury frequency rate (TRIFR) of 0.43 which is a mining industry world class level result.
- Wetar operation reached a milestone safety achievement of 10 Million man-hours Lost Time Injury (LTI) Free.

## 2021 Progress Update Against Plans

- **ISO: 45001** Occupational Health & Safety Management system gap analysis audit completed.
- **ISO:** ISO Certification teams established for each Site towards preparing for ISO certification in Q4-21.
- **MDKA Safety Committee:** Formally established, chaired by CEO and attended by Operational Senior Managers, HSE & Safety Managers.
- **Critical Risks:** Sourcing off-the-shelf system for a Critical Risk Standards ("CRS") program to establish effective controls for higher risk activities.
- **Policy:** Health and Safety policy review completed and currently undergoing final inputs from stakeholders.
- **HSE Management System:** Development of HSE Management System manual completed, Currently undergoing review & approval.
- **Risks:** Risk Management Standard and Management of Change Procedure documents drafted and circulated for review.
- **Fatigue Risk:** Fatigue Monitoring camera's for Wetar hauling trucks have ordered and preparations for implementation in progress.





# Safeguarding the Environment

**MDKA applies effective environmental management practices and mitigates environmental risks in order to achieve excellence in our environmental performance.**

## 2021 Progress Against Plans

- **ISO: 14001** Environmental Management System gap analysis audit completed. Findings being addressed in preparation for certification audit in Quarter 4.
- **Policy:** Environmental Policy review completed and currently undergoing final inputs
- **Metrics:** Environmental measurement metrics being reviewed to be aligned with global ESG reporting. In progress.
- **SM360 Database:** Environmental SM360 database functionality and reporting being reviewed to be aligned with Proper (Indonesian Environmental Certification) information requirements.
- **Wetar Operations:** Improving piping arrangements for better mine water management.
- **BSI Operations:** Commemorating World Environmental Day with environmental campaigns and competitions.





# Corporate Social Responsibility

MDKA takes its corporate social responsibility (“CSR”) seriously. We understand the importance of engaging with our stakeholders, especially the communities in which the MDKA Group operates. We firmly believe that building trust and understanding among and with our communities are keys to our successful mining operations as well as long-term sustainability.



Scholarship Programs

## 2020 Economic Contribution Highlight

- US\$ 3.3 million spent on community.
- US\$ 42.7 million for employees compensation & benefits.
- US\$ 51.6 million in the form of royalty and taxation payments to Government.

## CSR Highlights

- Education program: scholarships, school support.
- Health program: health services for community.
- Social & culture program: support religious and local culture events and facilities.
- Cash income generating/occupation: MDKA supports production of vegetables, fruits, poultry and fish by local community, SME business training, goat farms.
- Local institution development: capacity building programs and honorariums to *yayasan*/foundations.
- Infrastructure development: road repairs, river normalisation, clean water supply.



Mobile Clinic



Road Repair



River Normalisation

# Human Capital

MDKA continues to step-up its human capital management in line with the Company's vision to become The Global Leader in the Indonesian Mining and Metals Industry. The move started with strengthening the team, acquiring fresh commitments from top management to fully support initiatives toward achieving the Company's vision, and the creation of a strategic human capital roadmap to address current and future challenges faced by the MDKA Group.

## 2020 Highlights

- 2,737 employees.
- 99% national employees.

## Gender Equality and Work Opportunity

- 200 employees (7%) of workforce identify as female. An increase from 2019 of 167 employees (6%).

## Training & Development

- Merdeka Young Talent Program.
- Various technical and support training programs.





# Significant Awards



Oct 2018 Award to BSI  
“Achievement of 10 million hours work without LTI”



22 April 2019 KLHK RI-  
Category “SOE/Public  
Companies inspirator  
reforestation on land  
compensation



11 July 2019 KLHK RI-  
Category “SOE/Public  
Companies inspirator  
reforestation on land  
compensation



15 July 2019 Award  
“Implementation Management  
of life environment in 2019”



July 2019 Governor award “15  
million hours without LTI”



26 August 2019 Award “Clean  
water Production 2019”



27 September 2019 Subroto Award 2019 Category “PNBP (non-  
tax revenue ) Compliance on mineral and coal”



27 September 2019 Subroto Award 2019 Category “PNBP (non-  
tax revenue ) Compliance on mineral and coal”



November 2019 3<sup>rd</sup> place in  
the CSR Category program at  
IMA (Indonesian Mining  
Association) Award 2019



Feb 20 Award “Tax compliant  
company at the same time as  
highest taxpayer in the  
Banyuwangi Regency”



September 2020 First  
company who submit land  
compensation in Java island



December 2020 Gold  
certificate for management  
system obvtinas safeguard

# Social Value Scorecard

Category	Key Indicators	2019	2020	Target
Safety & Health	Fatalities	0	0	Zero work-related fatalities
	Lost Time Injury Frequency Rate ("LTIFR") (per million hours worked)	0.00	0.22	Zero Lost Time Injuries; 0.00 LTIFR
	Total Recordable Injury Frequency Rate ("TRIFR") (per million hours worked)	0.34	0.43	2020 target: 10% reduction on TRIFR (2020 target set at 0.31) <i>Note: The number of Recordable Injuries in 2019 and 2020 were the same, however 2020 Frequency Rate was higher due to lower man-hours through the year</i>
Environment	Operational greenhouse gas (GHG) emissions (Mt CO <sub>2</sub> -e)	0.140	0.093	2% reduction in operational areas 5% reduction in non-operational areas
	Fresh water withdrawals (GL)	0.53	0.45	2%. Water for operations in BSI was collected from rainfall
Community	Social investment (US\$m)	3.1	3.3	10% increase in value through three operating areas in Banyuwangi District, Wetar Island and Pohuwato District
Inclusion & Diversity	Female workforce participation (%)	6	7	To increase participation from prior year
	Local workforce participation at operating sites (%) <i>Local: Ring 1 (sub-district area) and Ring 2 (district and province area)</i>	69	70	To increase the percentage of local manpower recruitment by supporting human resource development through training, special scholarships, and skills for working age groups to enter the mining sector and other supporting sectors



# Key Financial Figures

## 2016 – Q1 2021

	In US\$m	2016	2017	2018	2019	2020	Q1 2021
<b>P&amp;L</b>	Revenue	0	129	294	402	322	47
	EBITDA	(6)	99	158	228	150	25
	Net Profit/(Loss)	(3)	43	58	69	29	(6)
<b>BS</b>	Cash	43	35	14	50	51	277
	Other current assets	5	59	141	155	148	154
	Fixed assets	240	268	593	647	640	631
	Other non-current assets	17	9	50	100	90	99
	Total Assets	304	371	798	951	930	1,161
	Borrowings – current portion	10	67	95	154	144	207
	Borrowings – non-current portion	118	64	159	133	124	144
	Other current liabilities	13	37	88	100	48	40
	Other non-current liabilities	4	14	33	40	50	48
	Total Liabilities	145	181	376	427	366	439
	Equity	159	190	422	524	564	722
	Total Liabilities & Equity	304	371	798	951	930	1,161
	<b>CF</b>	Cash flow from operation	(11)	72	51	123	120
Capex		(79)	(61)	(56)	(134)	(62)	(2)
Investment/acquisition		-	(0)	(59)	(19)	(8)	(1)
Cash flow from financing		114	(19)	42	65	(49)	243

# Competent Person's Statement

---

The Annual Mineral Resources and Ore Reserves Statement and Explanatory Notes have been compiled by Mr Z Casley. Mr Casley is the Executive General Manager Geoscience, a full-time employee of Merdeka Copper Gold Tbk. He is a Fellow of The Australasian Institute of Mining and Metallurgy and a Member of the Australian Institute of Geoscientists. Mr Casley has sufficient experience which is relevant to the styles of mineralisation and types of deposits under consideration and to the activity which he is undertaking to qualify as a Competent Person as defined in the JORC Code 2012. Mr Casley consents to the inclusion of the material in this report in the form and context in which it appears.

The information in this report that relates to specific Mineral Resources and Ore Reserves is based on and fairly represents information compiled by the Competent Persons named in:

<http://www.merdekacoppergold.com/en/assets/resources-and-reserves>.

All the Competent Persons named are Members of The Australasian Institute of Mining and Metallurgy and/or The Australian Institute of Geoscientists, and have sufficient experience which is relevant to the styles of mineralisation and types of deposits under consideration and to the activity which they are undertaking to qualify as a Competent Person as defined in the JORC Code 2012. Each Competent Person consents to the inclusion in this report of the matters based on his or her information in the form and context in which it appears.